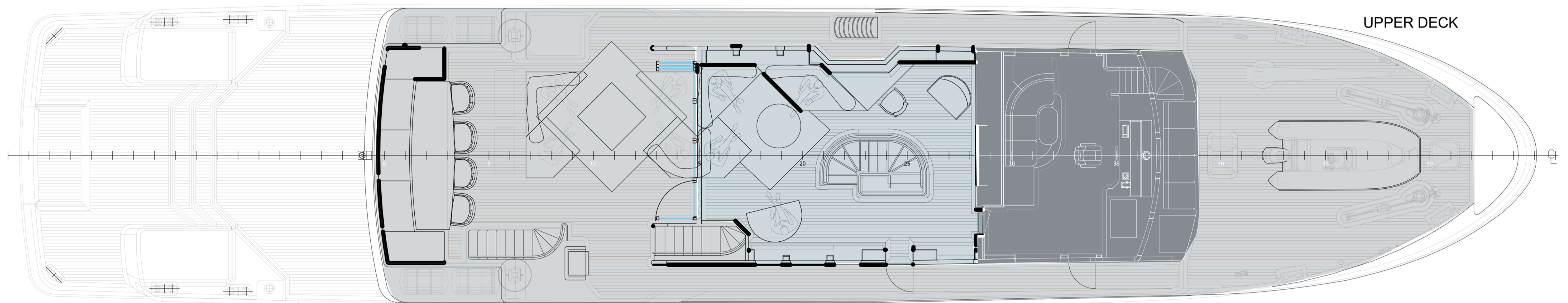
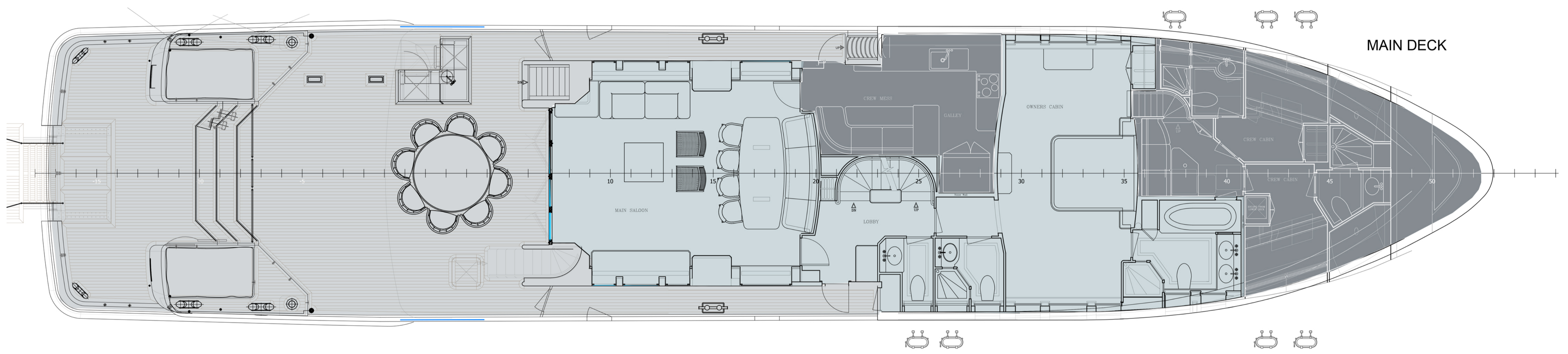


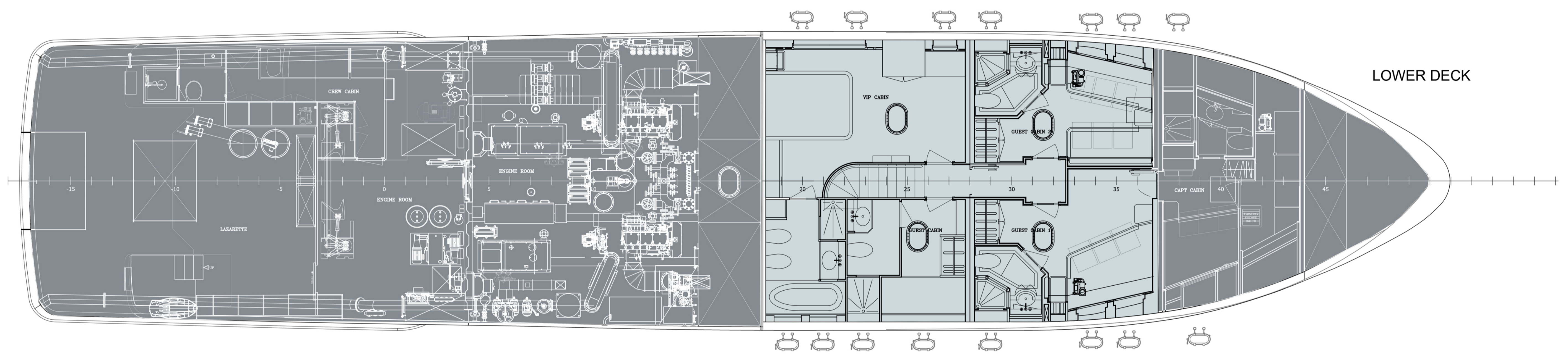
FLY BRIDGE



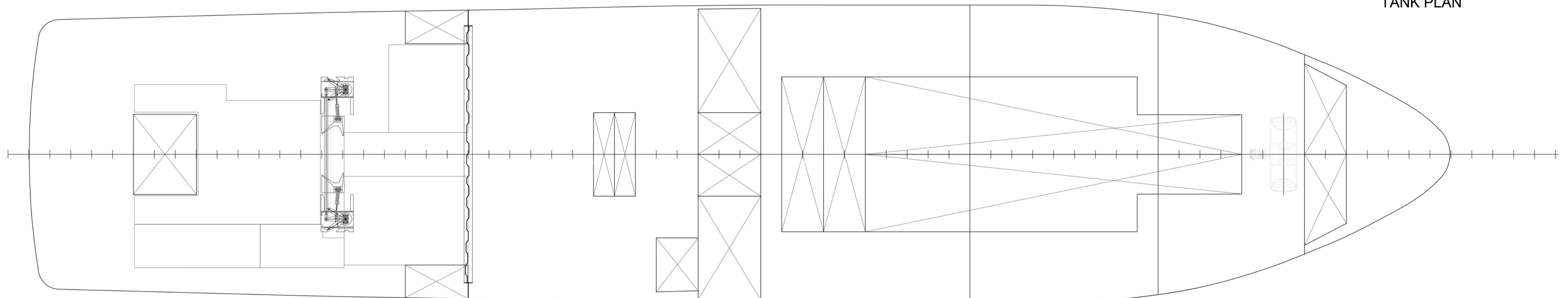
UPPER DECK



MAIN DECK



LOWER DECK



TANK PLAN

REVISIONS	DESCRIPTION	INITIALS	CHECKED
I			
H			
G			
F			
E			
D			
C			
B			
A	02-04-2015	Original Issue	RaS RvS

APPROVED	AUTHORITY

PRINCIPAL DIMENSIONS		DIMENSION	
LENGTH OVERALL	36.100 [m]	LENGTH OVERALL	36.100 [m]
LOADLINE LENGTH	30.724 [m]	LENGTH ON WATERLINE (DWL)	32.535 [m]
LENGTH ON WATERLINE (DWL)	32.535 [m]	LENGTH BETWEEN PERPENDICULARS (DWL)	25.035 [m]
DRAFT FULL LOAD (DWL, MOULDED)	2.625 [m]	DRAFT FULL LOAD (DWL, MOULDED)	2.625 [m]
DISPLACEMENT	280 [t]	DISPLACEMENT	280 [t]
BEAM MOULDED	7.150 [m]	DEPTH MOULDED	3.510 [m]
DEPTH MOULDED	3.510 [m]	FRAME SPACING	500 [mm]
FRAME SPACING	500 [mm]	MAX SPEED	12 [kn]
MAX SPEED	12 [kn]		

VESSEL NOTATION: ( existing )  
 RINA C • • HULL - MACH Y  
 FLAGSTATE: MALTA

Willemstraat 43 A | 2011 VK, Haarlem  
 P.O. Box 458 | 2302 AK, Hoornsteede | The Netherlands  
 T +31(0)23 548 30 10 | F +31(0)23 547 17 60  
 info@azure-na.com | www.azure-na.com

**AZURE**  
 YACHT DESIGN & NAVAL ARCHITECTURE

• Yacht Design • Naval Architecture • Interior Design • Engineering • Supervision & Support

YARD	PROJECT TITLE
ZULU	M.Y. ZULU - REFIT 36.10m
YARD NO. V308	PROJECT NO. P546
DRAWING NO. D - 13	DRAWING TITLE
GENERAL ARRANGEMENT after refit	

SCALE	DRAWN	SIZE	DESIGN DATE	UNITS	SHEET	AZURE DRAWING NO.	REV.
1 : 50	RvS	A0	18-03-2015	mm	01-01	P546-D13	A